WS4A050065D

Silicon Carbide Schottky Diode

G4 MPS Technology

V_{RRM}	=	650	V
I_F (T_C 5)	=	58	A
Q_C	=	110	nC

Features

- New Thin Wafer Technology
- Low Forward Voltage Drop (V_F)
- Zero Reverse Recovery Current
- Zero Forward Recovery Voltage
- Positive Temperature Coefficient on V_F
- Temperature-independent Switching

Package



Benefits

- Replace Bipolar with Unipolar Device
- Reduction of Heat Sink Size
- Parallel Devices Without Thermal Runaway
- Essentially No Switching Losses

Applications

- Switch Mode Power Supplies
- Uninterruptible Power Supplies
- Motor drive, PV Inverter, Wind Power Station

Part Number	Package	Marking
WS4A050065D	TO-247-2	WS4A050065D

Maximum Ratings

Symbol	Parameter	Value	Unit	Test Conditions	Note

Electrical Characteristics

Thermal Characteristics

Symbol	Parameter

Typical Performance



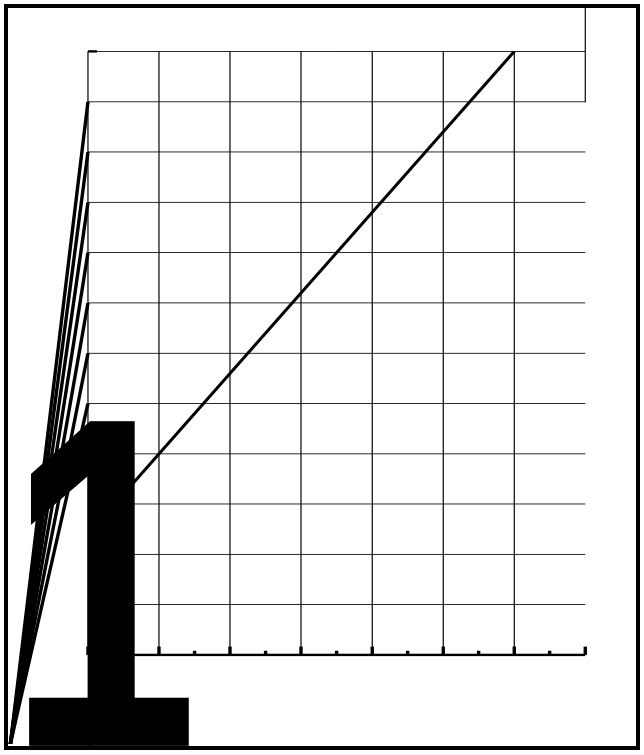

Package Dimensions

Package TO-247-2

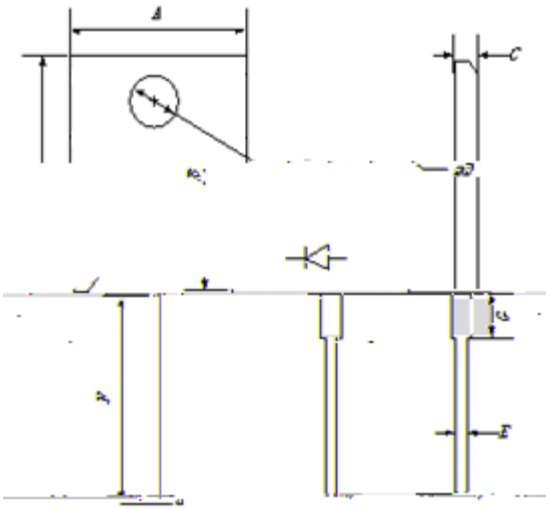

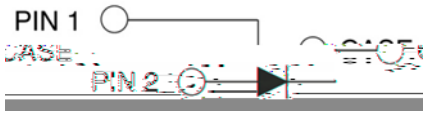

Symbol	Min. (mm)	Typ. (mm)	Max. (mm)
A			
B			
C			
D			
E			
F			
G			

Simplified Diode Model

Equivalent IV Curve for Model



Mathematical Equation

$$V_F = V_t + I_F \times R_{diff}$$

$V_t = -0.001 \times T_j + 0.99$ [V]

$R_{diff} = 2.47 \times 10^{-7} \times T_j^2 + 1.54 \times 10^{-5} \times T_j + 0.01$

Note:

Tj = Diode Junction Temperature In Degrees Celsius, valid from 25°C to 175°C

I_F= Forward Current

Less than 60A

1) Before using our products, please contact our marketing managers and get the latest specifications.
2) Ongoing efforts are being made to improve the reliability and quality of the products by CETC, but the semiconductors can malfunction due to various factors. Therefore, in order to prevent artificial damage or fire arising from failure, please take safety measures such as complying with the derating characteristics, implementing redundant and fire prevention designs, and utilizing backups and fail-
the use of our products beyond the rating specified by CETC.
3) All the information contained in this document, such as the examples of application circuits, circuit constants, is provided only to illustrate the standard usage and operations of the products. The other relevant conditions must be taken into consideration when designing circuits for mass production.
4) The information specified in this document is intended only to show the typical functions and examples of application circuits for the products. CETC does not grant you, explicitly or implicitly, any license to use or exercise intellectual property or other rights held by CETC or any other parties. CETC shall have no responsibility whatsoever for any dispute arising from the use of such technical information.
5) The products specified in this document are not designed to be radiation tolerant.
6) For use of our products in applications requiring a high degree of reliability (as exemplified below), please contact and consult with a CETC representative: transportation equipment (cars, ships, trains, etc.), primary communication equipment, traffic lights, fire/crime prevention, safety equipment, medical systems, and power transmission systems.
7) Do not use our products in applications requiring extremely high reliability, such as aerospace equipment, nuclear power control systems and submarine repeaters.
8) CETC shall not be responsible for any damages or injury caused by non-compliance with the recommended usage conditions and specifications contained in this document.
9) CETC has used reasonable care to ensure the accuracy of the information contained in this document. However, CETC

any damages arising from any inaccuracy or misprint of such information.
10) Please use the products in accordance with any applicable environmental laws and regulations, such as the RoHS

responsibility for any damages or losses arising from disobedience to any relevant laws or regulations.
11) When providing our products and technologies contained in this document to other countries or regions, you must comply with the procedures and provisions stipulated by all the applicable export laws and regulations, including but not limited to the relevant laws or regulations.
12) The information contained in this document is subject to change without notice.
13) Neither part nor all of this file is allowed to be reprinted or reproduced without authorization of CETC.
14) CETC reserves the right to the final interpretation.

ADD: No.166 Zhengfang Middle Road, Jiangning District, Nanjing, Jiangsu Province
Email: sic@cetc.com.cn
TEL 025-68005869

CETC All rights reserved.